

## ACOUSTIC DOOR 30 dB. WOODEN FRAME

### TECHNICAL CHARACTERISTICS

Acoustic wooden doors made of elements that guarantee complete insulation and acoustic absorption.

### LEAF

45 mm thick with solid perimeter frame, with inner core formed by acoustic insulation materials. Finishing adapted to the needs of the work (plating, lacquered, laminate, decorated, ...).  
Glass Vision panels are available to customer requirements.

### FRAME AND JOINT-COVER

Made of solid wood, with MDF base or, plywood board.  
Coating according to project details, veneered with natural woods, pre-composite sheets, HPL laminates or melamines.  
Closing with weather-strip with acoustic seal.

### HINGES AND CLOSING ELEMENTS C<sub>5</sub>

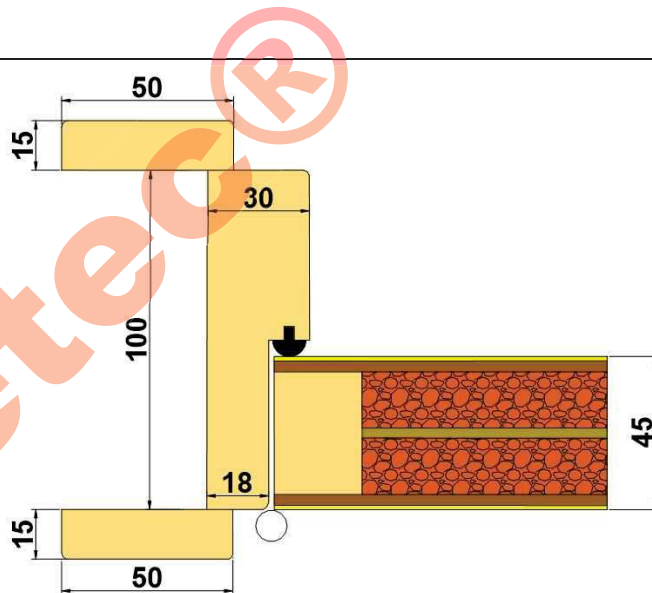
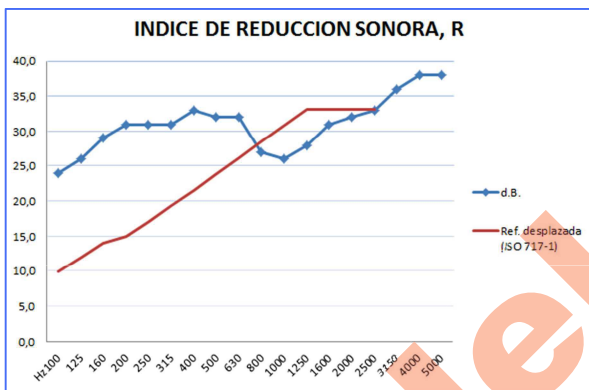
Hinges: visible in stainless steel AISI 304, cylinder base provided with a ball bearing for use in heavy doors, or invisible 3D. All with CE certificate and UNE-EN 1935:2002 y UNE-EN 1935/AC:2004.  
Lock: Mechanical or electromechanical: according to UNE-EN 12209:2004 and UNE-EN 12209:2004/AC:2008.  
Automatic door closing, installed at the top, view or hidden.  
Joint-sealed-retractable of 20mm

### DIMENSIONS OF DOORS

WIDTH: 600mm a 1300mm.

HEIGHT: 1500mm a 2700mm.

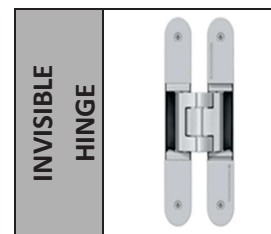


DOUBLE-WIDTH: 1200mm a 2600mm.



### Notes:

- The acoustic insulation tests have been made according to the UNE-EN ISO 140-3: 1995.. Laboratory measurement of acoustic insulation against aerial noise of building elements, therefore Heletec © is not responsible for the results of other types of tests such as UNE-EN ISO 16283-1: 2014, "in situ" measurement of airborne insulation in buildings and building elements.

### EXAMPLES OF ACCESSORIES



Non contractual data. Right of modification without prior notice, in the interest of the evolution of the product. The installation must conform to the tests and regulations of placement.